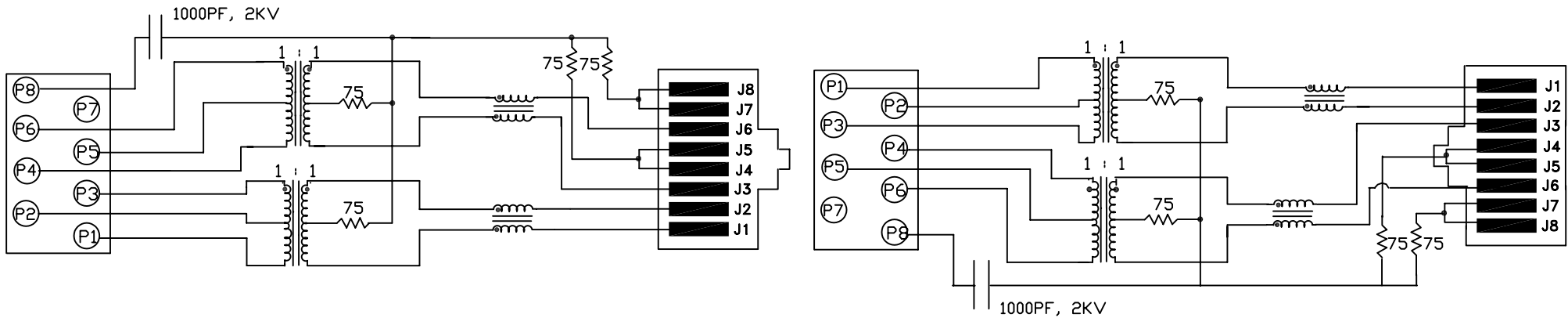


LOWER ROW

UPPER ROW



ELECTRICAL SPECIFICATIONS:

OPERATING TEMPERATURE RANGE:

: 0°C TO +70°C

1.0 TURNS RATIO: (P1-P2-P3) : (J1-J2)
(P4-P5-P6) : (J3-J6)

: 1CT : 1 ± 3%
: 1CT : 1 ± 3%

2.0 INDUCTANCE: (P6-P4)
(P3-P1)

: 350uH MIN. @ 0.1V, 100KHz, 8mA DC Bias
: 350uH MIN. @ 0.1V, 100KHz, 8mA DC Bias

3.0 LEAKAGE INDUCTANCE: P6-P4 (WITH J6 AND J3 SHORT)
P3-P1 (WITH J2 AND J1 SHORT)

: 0.3uH MAX. @ 1MHZ
: 0.3uH MAX. @ 1MHZ

4.0 INTERWINDING CAPACITANCE: (P6,P5,P4) TO (J6,J3)
(P3,P2,P1) TO (J2,J1)

: 30pf TYP @ 1MHZ
: 30pf TYP @ 1MHZ

5.0 DC RESISTANCE: (J6-J3)=(J1-J2)
(P6-P4)
(P3-P1)

: 1.2 ohms Max.
: .55 ohms Max.
: .55 ohms Max.

NOTES

1.0 PINS WITHOUT ELECTRICAL CONNECTION ARE OMITTED.

Bel Stewart Connector

11118 Susquehanna Trail, South
Glen Rock, Pa 17327-9199
717.234.7512

MagJack®

<http://www.stewartconnector.com>

THIS DRAWING AND THE SUBJECT MATTER SHOWN THEREON ARE CONFIDENTIAL AND PROPERTY OF BEL STEWART CONNECTOR AND SHALL NOT BE REPRODUCED, COPIED, OR USED IN ANY MANNER WITHOUT PRIOR WRITTEN CONTENT OF BEL STEWART CONNECTOR. THE SUBJECT MATTER MAY BE PATENTED OR A PATENT MAY BE PENDING.

SHEET
1 OF 4

DRAWING NO. SI-30006 REV. 14

	<u>RECEIVE</u>
6.0 RETURN LOSS: 1MHz TO 30MHz 60MHz TO 80MHz	: 18dB MIN. : 12dB MIN.
7.0 DIELECTRIC WITHSTAND: (J1, J2) TO (P1, P2) (J3, J6) TO (P3,P6)	: 1500 VAC : 1500 VAC
8.0 INSERTION LOSS: RS=RL=100 ohms 100KHz TO 100MHz	: 1.1 dB TYP
9.0 RISE TIME: RS=100 OHMS AND RL = 100 OHMS OUTPUT VOLTAGE = 1 V peak PULSE WIDTH= 112nS	: 3.0 nS MAX : 3.0 nS MAX
10.0 CROSS TALK: 1MHz TO 100MHz	: 40 dB TYP
11.0 COMMON TO COMMON MODE ATTENUATION: 1MHz TO 100MHz	: 35dB TYP

Bel Stewart Connector
11118 Susquehanna Trail, South
Glen Rock, Pa 17327-9199
717.234.7512

MagJack®

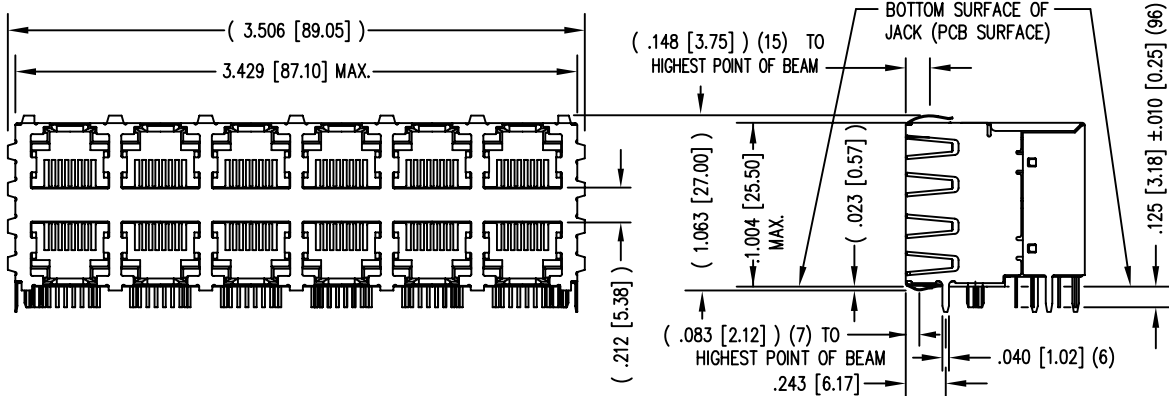
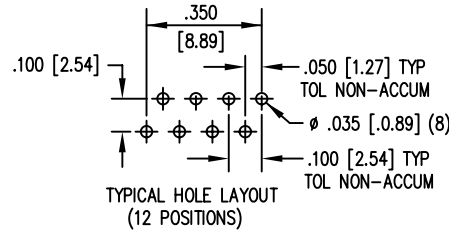

<http://www.stewartconnector.com>

THIS DRAWING AND THE SUBJECT MATTER SHOWN THEREON ARE CONFIDENTIAL AND PROPERTY OF BEL STEWART CONNECTOR AND SHALL NOT BE REPRODUCED, COPIED, OR USED IN ANY MANNER WITHOUT PRIOR WRITTEN CONTENT OF BEL STEWART CONNECTOR. THE SUBJECT MATTER MAY BE PATENTED OR A PATENT MAY BE PENDING.

SHEET
2 OF 4

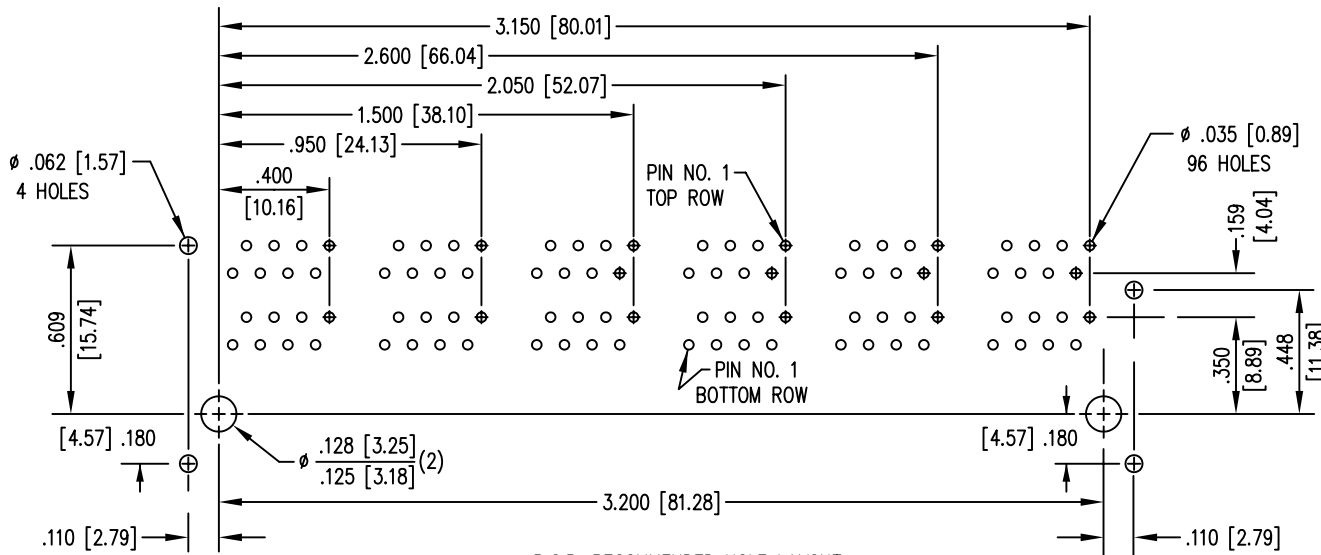
DRAWING NO. SI-30006

REV. 14



NOTES:

- CONNECTOR MATERIALS:
HOUSING: THERMOPLASTIC UL94 V-0
CONTACT/SHIELD: COPPER ALLOY
SHIELD PLATING: NICKEL OR TIN
CONTACT PLATING: SELECTIVE GOLD,
50 MICRO-INCHES MIN. IN CONTACT AREA.
- PIN NOT ELECTRICALLY CONNECTED MAYBE OMITTED.
SEE ELECTRICAL DRAWING FOR OMITTED PINS.
- TOLERANCES COMPLY WITH F.C.C. DIMENSION REQUIREMENTS.
- ALL TOLERANCES NOT OTHERWISE SPECIFIED TO BE ±.005 [0.13]
- WAVE SOLDER COMPATIBLE - PREHEAT 125°C/90SECS.



P.C.B. RECOMMENDED HOLE LAYOUT
SEEN FROM COMPONENT SIDE
TOLERANCE ±.003 [0.08] UNLESS OTHERWISE SPECIFIED

Bel Stewart Connector

11118 Susquehanna Trail, South
Glen Rock, Pa 17327-9199
717.234.7512

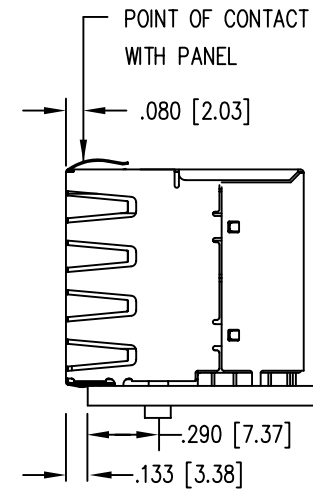
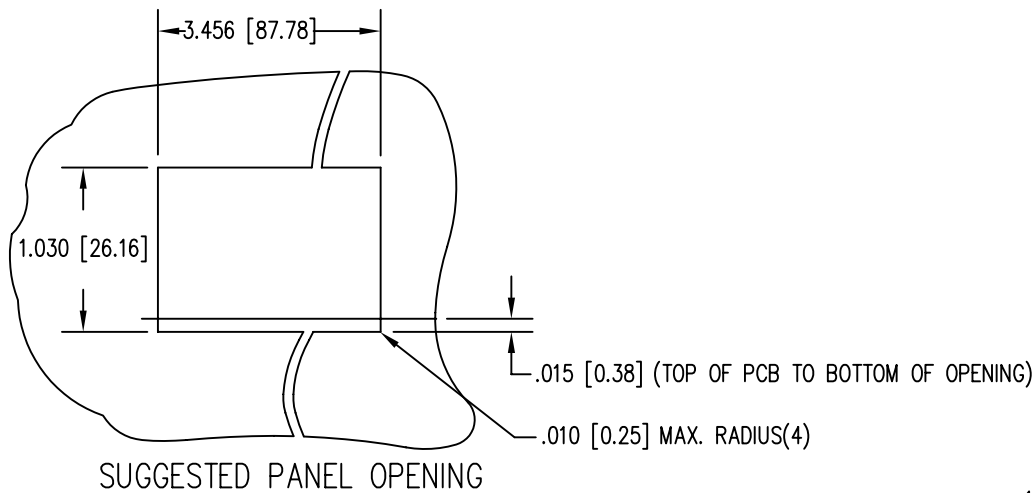
MagJack

<http://www.stewartconnector.com>

THIS DRAWING AND THE SUBJECT MATTER SHOWN THEREON ARE CONFIDENTIAL AND PROPERTY OF BEL STEWART CONNECTOR AND SHALL NOT BE REPRODUCED, COPIED, OR USED IN ANY MANNER WITHOUT PRIOR WRITTEN CONTENT OF BEL STEWART CONNECTOR. THE SUBJECT MATTER MAY BE PATENTED OR A PATENT MAY BE PENDING.

SHEET
3 of 4

DRAWING NO. SI-30006 REV. 06



1. THE SUGGESTED PANEL OPENING IS INTENDED TO GIVE THE USER THE ABILITY TO HAVE REASONABLE JACK / PANEL CLEARANCES YET MAINTAIN RELIABLE GROUNDING CAPABILITY.
2. ALL TOLERANCES NOT OTHERWISE SPECIFIED TO BE $\pm .005$ [0.13]

Bel Stewart Connector
 11118 Susquehanna Trail, South
 Glen Rock, Pa 17327-9199
 717.234.7512

MagJack®

<http://www.stewartconnector.com>

THIS DRAWING AND THE SUBJECT MATTER SHOWN THEREON ARE CONFIDENTIAL AND PROPERTY OF BEL STEWART CONNECTOR AND SHALL NOT BE REPRODUCED, COPIED, OR USED IN ANY MANNER WITHOUT PRIOR WRITTEN CONTENT OF BEL STEWART CONNECTOR. THE SUBJECT MATTER MAY BE PATENTED OR A PATENT MAY BE PENDING.

SHEET
4 OF 4

DRAWING NO. SI-30006 REV. 06